


















































Reel Change: London survey



1. How old are you? (You must be aged 13-25 to complete this survey)				
			Response Percent	Response Count
13-15			37.5%	285
16-19			46.2%	351
20-25			16.3%	124
			answered question	760
			skipped question	0

2. What borough do you live in?				
			Response Percent	Response Count
Barking & Dagenham			3.8%	29
Barnet			6.7%	51
Bexley			1.2%	9
Brent			0.7%	5
Bromley			0.5%	4
Camden			1.1%	8
City of London			1.1%	8
Croydon			0.5%	4
Ealing			1.6%	12
Enfield			2.2%	17
Greenwich			2.9%	22
Hackney			2.8%	21
Hammersmith & Fulham			1.2%	9
Haringey			1.7%	13
Harrow			2.1%	16
Havering			3.4%	26



Hillingdon		1.2%	9
Hounslow		1.6%	12
Islington		1.2%	9
Royal Borough of Kensington & Chelsea		0.8%	6
Kingston upon Thames		0.5%	4
Lambeth		1.6%	12
Lewisham		3.2%	24
Merton		0.3%	2
Newham		3.0%	23
Redbridge		7.9%	60
Richmond upon Thames		0.3%	2
Southwark		3.6%	27
Sutton		1.3%	10
Tower Hamlets		36.1%	274
Waltham Forest		1.1%	8
Wandsworth		0.9%	7
Westminster		0.4%	3
I don't live in London		1.8%	14
		answered question	760
		skipped question	0

3. Are you proud to live in London? (skip if you don't live in London)			
		Response Percent	Response Count
Yes		87.0%	661
No		13.0%	99
		answered question	760
		skipped question	0

4. What do you like about living in London? Tick the things that really stand out			
		Response Percent	Response Count
Its size		22.1%	168
It's a multicultural city		52.4%	398
The shops		48.9%	372
It's diversity - how different each area is		43.0%	327
The job opportunities		26.6%	202
Educational opportunities (e.g. free courses for young people)		47.5%	361
Free buses and trams for under 18s		55.3%	420
Attractions (Galleries and museums, London Eye, Parks etc.)		47.5%	361
Events (e.g. Rise festival, Underage Festival)		38.2%	290
Other		7.0%	53
		Other (please specify)	62
		answered question	760
		skipped question	0

5. Do you think there are enough places to go and enough things to do for young people in London?			
		Response Percent	Response Count
Yes		52.6%	388
No		47.4%	350
		answered question	738
		skipped question	22

6. Outside of school, college or uni, what do you think is important to be available to young people in London?				
	Very important	Important	Not important	Response Count
Work experience opportunities	75.9% (554)	22.5% (164)	1.6% (12)	730
Volunteering opportunities	40.8% (290)	51.1% (363)	8.0% (57)	710
Free/ cheaper sports facilities	57.2% (411)	36.9% (265)	6.0% (43)	719
More free events (such as Rise Festival)	46.3% (327)	40.3% (285)	13.4% (95)	707
Free training courses	63.2% (451)	33.2% (237)	3.6% (26)	714
Youth clubs	53.0% (380)	36.0% (258)	11.0% (79)	717
	answered question			734
	skipped question			26

7. Did you vote in the last Mayoral elections? Or, if you were too young, would you have voted?			
		Response Percent	Response Count
Yes		68.6%	493
No		31.4%	226
	answered question		719
	skipped question		41

8. How would you rate the need to invest in and improve the following areas in London? Try to only select 'Very important' for the most crucial areas

	Very important	Important	Less important	Response Count
The environment and improving recycling	52.5% (380)	41.0% (297)	6.5% (47)	724
Crime and safety on the streets	84.3% (618)	15.0% (110)	0.7% (5)	733
Schools	61.0% (442)	34.8% (252)	4.1% (30)	724
Transport	47.7% (347)	43.7% (318)	8.5% (62)	727
Hospitals and healthcare	64.1% (459)	32.8% (235)	3.1% (22)	716
Housing and the cost of living	56.9% (410)	35.6% (256)	7.5% (54)	720
Green spaces in London	33.8% (241)	44.9% (320)	21.2% (151)	712
	answered question			736
	skipped question			24

9. Do you agree or disagree with these statements:











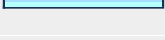









	Agree	Disagree	Response Count
The media reports accurately on knife crime amongst young people	49.4% (353)	51.4% (367)	714
Media coverage dramatises knife crime and creates fear	70.2% (499)	30.7% (218)	711
Knife crime affects my life	49.9% (354)	50.7% (360)	710
I know someone who carries a knife	32.6% (230)	68.5% (483)	705
The number of young people carrying knives is increasing	83.5% (592)	17.9% (127)	709
Young people carry knives to protect themselves	62.6% (443)	39.5% (280)	708
Young people carry knives for status	77.7% (549)	23.2% (164)	707
In some areas young people need to carry a knife	37.6% (268)	63.3% (451)	712
If you carry a knife you are more likely to get stabbed	73.8% (524)	27.9% (198)	710

	<i>answered question</i>	720
	<i>skipped question</i>	40

10. Which of the following do you think will be effective in reducing knife crime?			
	Effective	Not effective	Response Count
Installing knife detection arches in schools and public places	75.2% (539)	24.8% (178)	717
More police stop-and-searches of young people	60.6% (433)	39.4% (282)	715
Prosecuting anyone found in possession of a knife	76.2% (543)	23.8% (170)	713
Stronger punishments	80.8% (577)	19.2% (137)	714
More community projects	67.3% (476)	32.7% (231)	707
More peer mentoring projects	66.6% (471)	33.4% (236)	707
Anti knife crime campaigns	59.7% (426)	40.3% (287)	713
	<i>answered question</i>		721
	<i>skipped question</i>		39

11. As part of the London Youth Offer, you can apply for money for your own project to to provide more places to go and things to do for young people. You could set up new activities or projects, or you could get money to improve existing facilities for young people. This means you can make a difference and get great work experience at the same time.			
	Yes	No	Response Count
Did you know young people could apply for this money?	20.9% (150)	79.1% (568)	718
Would you consider applying for money for your own project?	66.2% (474)	33.8% (242)	716
	<i>answered question</i>		719
	<i>skipped question</i>		41

12. How did you find out about this survey? If a student from the Reel Change marketing course told you, please select their name!

		Response Percent	Response Count
Khalida		0.0%	0
Shoeba		19.7%	140
Isabel		6.2%	44
Mohammed		0.4%	3
Sheileen		2.1%	15
Shohidul		0.6%	4
Francesca		2.8%	20
Nasrin		0.1%	1
Khadeja		0.1%	1
Nick		0.1%	1
Daria		4.9%	35
Talal		17.5%	124
Majid		0.3%	2
Nomtha		6.6%	47
Facebook (not via one of the students)		5.4%	38
MySpace (not via one of the students)		1.5%	11
Bebo (not via one of the students)		0.3%	2
Email link (not via one of the students)		7.3%	52
THSU web site		1.7%	12
Summer Uni London web site		17.5%	124
Other		4.8%	34
Other (please specify)			39
		answered question	710



13. Please enter your email, so that we can inform you if you've won one of the ten £25 high street vouchers.

		Response Count
		573
<i>answered question</i>		573
<i>skipped question</i>		187

14. Is there anything about life in London this survey has missed? If you would like to comment on this, or anything to do with being a young person in London, please enter it here.

		Response Count
		190
<i>answered question</i>		190
<i>skipped question</i>		570

15. This survey was made by young people on the Reel Change project, run by Tower Hamlets Summer Uni. This year every borough has its own Summer Uni, providing free or affordable courses young people. Currently there are over 2,000 free courses enrolling in arts, media, sport, study and careers. Would you like to receive email updates from Summer Uni London?

		Response Percent	Response Count
Yes		40.9%	277
No		59.1%	401
<i>answered question</i>			678
<i>skipped question</i>			82